

SCHOOL-WIDE PUPIL PROGRESS SUMMARY REPORT 2022/2023

The below report outlines the progress pupils made towards achieving their targets detailed in their Education Health and Care Plans (EHCP).

CONTEXT

Outcomes and related targets are specified in EHCPs across the four broad areas of need, including: Communication & Interaction, Cognition & Learning, Social, Emotional & Mental Health and Sensory & Physical.

Individual pupil progress against the outcomes in each of the four areas of need is monitored and analysed at Jigsaw by considering assessment information on short- and long-term objectives achieved towards each EHCP outcome and related targets. Individual pupil progress is described in terms of expected, below expected and above expected progress.

Judgments on individual pupil progress are made for each area of need using the following criteria:

- Expected progress – pupil has made progress on at least 50% of long-term objectives/EHCP targets. Progress is defined as either meeting the overall long-term objective or meeting short-term objectives within a long-term objective.
- Below expected progress – pupil has made progress on less than 50% of long-term objectives/EHCP targets.
- Above expected progress – pupil has met at least 85% of long-term objectives/EHCP targets.

We expect 80% of our pupils to be making at least expected progress within each area of need. Expected progress is a substantial achievement for pupils at Jigsaw as it means that at least 50% of their EHCP targets or long-term objectives linked to EHCP targets are met within an academic year. A long-term objective may include a number of short-term objectives where a skill has been broken down into smaller, manageable steps. Meeting a series of short – term objectives is also considered as progress as it demonstrates continuous learning and improvement.

School-wide performance, from the perspective of pupil progress, is described as outstanding, good and requires improvement using the below criteria:

	Outstanding – at least 80% of pupils have made expected progress
	Good – at least 60% of pupils have made expected progress
	Requires improvement – less than 60% of pupils have made at least expected progress

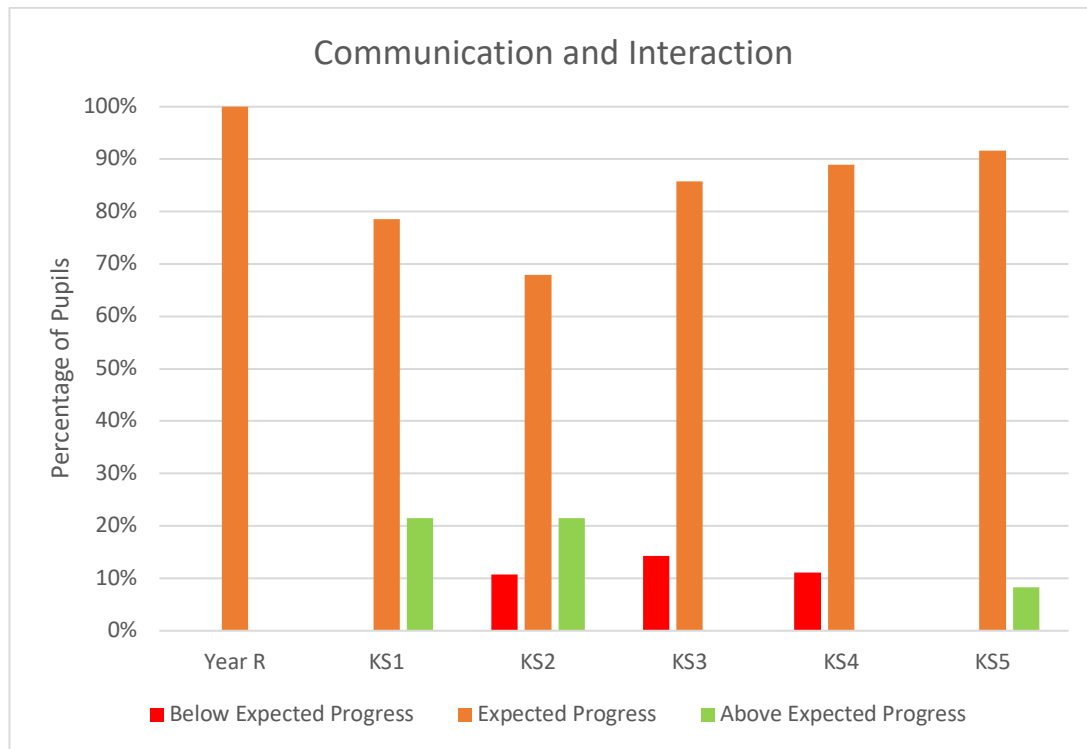
Number of pupils within each key stage in 2022/23

YR	KS1	KS2	KS3	KS4	KS5
4	14	28	8*	9	12

*Although, there were 8 pupils on roll in KS3, one of the pupils had alternative arrangements for education delivered by an independent home tutoring company, therefore, the pupil's data have not been counted in the figures.

**Data for pupils who have left mid-year or have started mid-year and an Annual Review has not taken place at Jigsaw have not been considered in the school-wide summary.

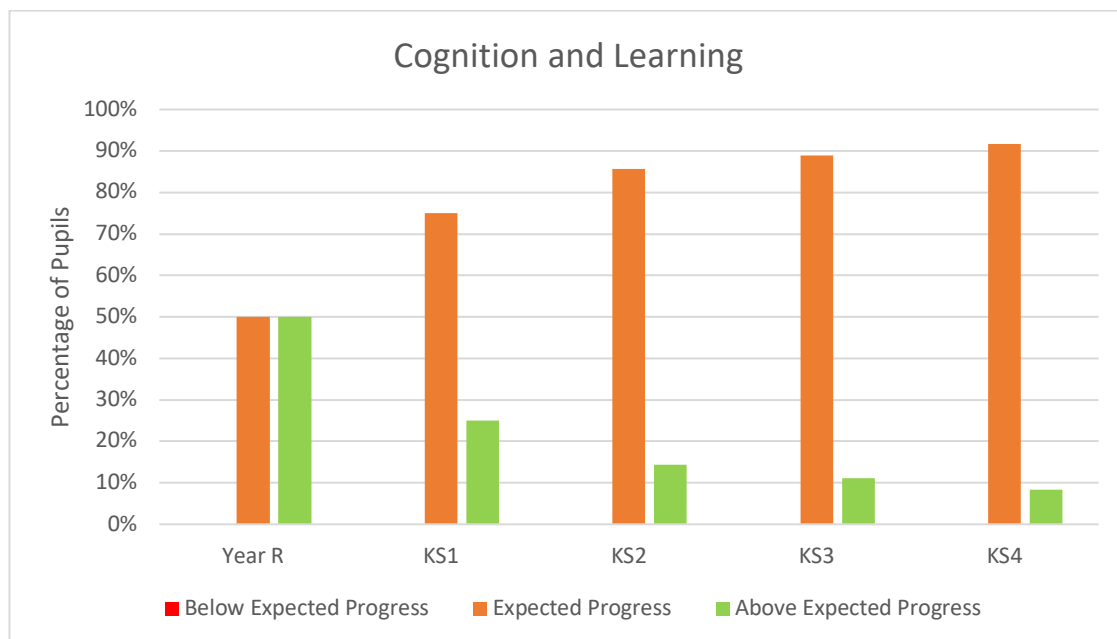
Pupil Progress in Communication & Interaction across the Key Stages



- 80% or more pupils have made at least expected progress against their Communication & Interaction targets across the school. Progress was best amongst Year R and Sixth Form pupils.

Pupil Progress Key Performance Indicator for Communication & Interaction

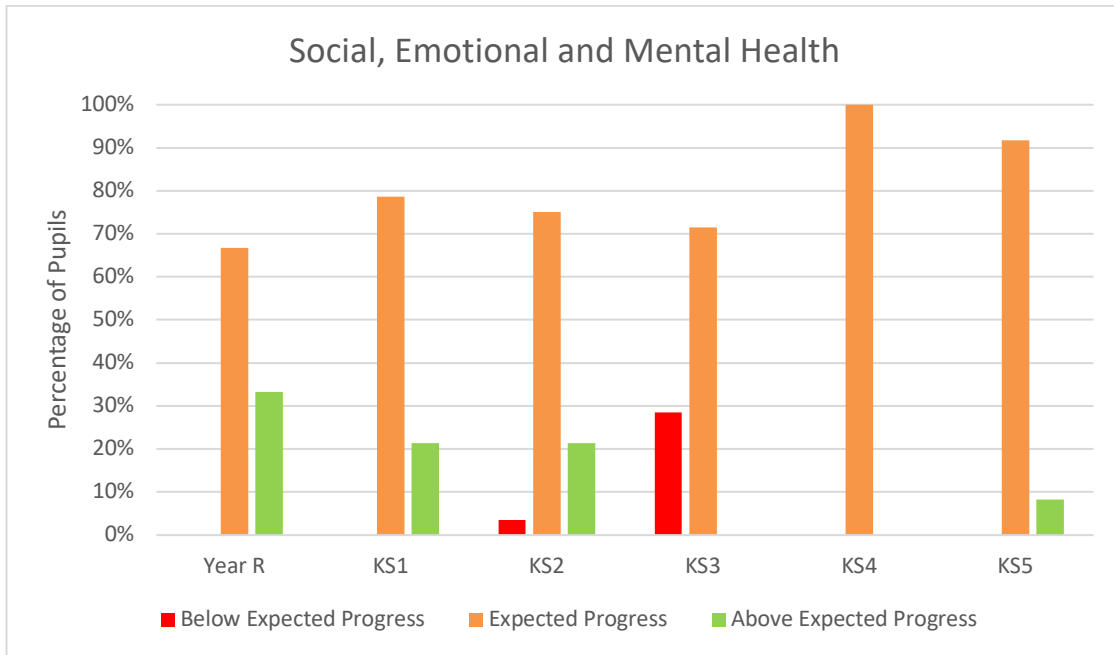
Pupil Progress in Cognition & Learning across the Key Stages



- 100% of pupils have made at least expected progress against their Cognition & Learning targets across the school. Pupils in Year R and KS1 have made best progress.

Pupil Progress Key Performance Indicator for Cognition & Learning

Pupil Progress in Social, Emotional & Mental Health (SEMH) across the Key Stages

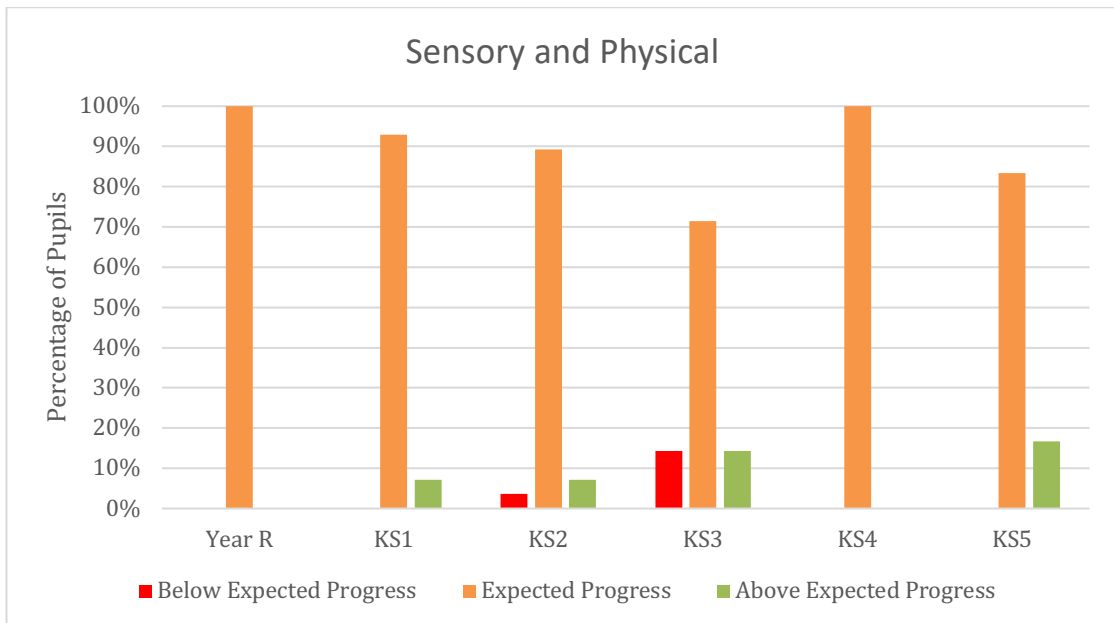


- 80% or more pupils have made at least expected progress against their SEMH targets across the school.

Pupil Progress Key Performance Indicator for SEMH



Pupil Progress in Sensory & Physical across the Key Stages

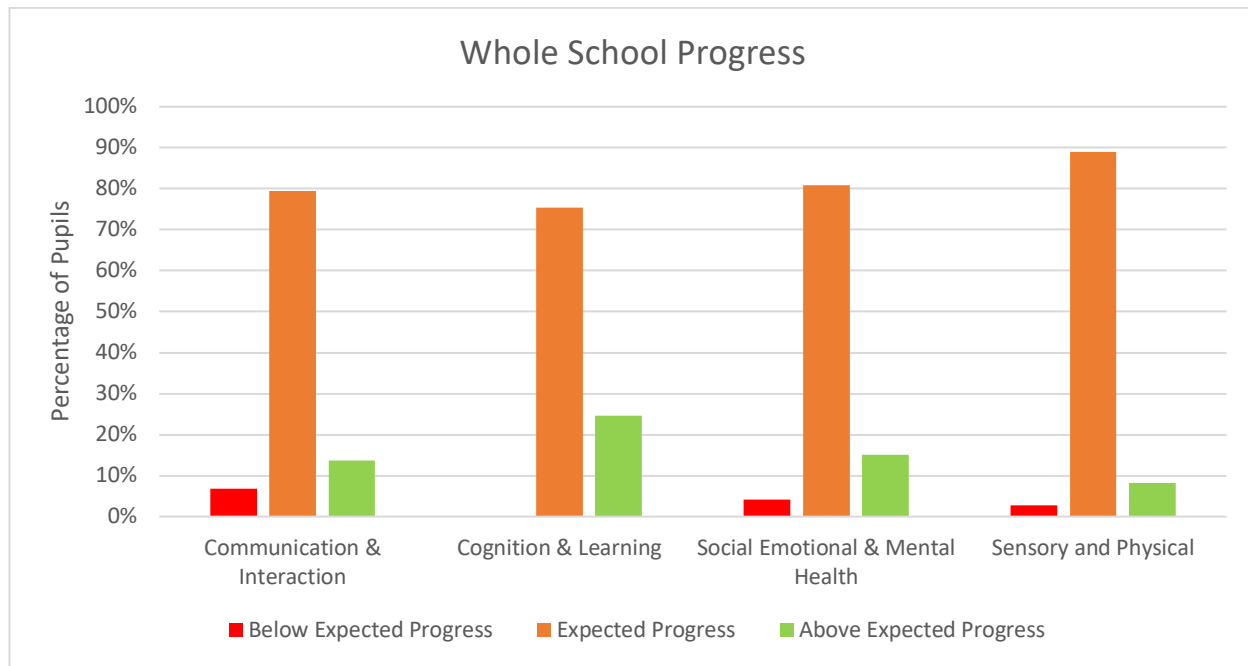


- 80% or more pupils have made at least expected progress against their Sensory & Physical targets across the school.

Pupil Progress Key Performance Indicator for Sensory & Physical



Overall School-wide Pupil Progress across the 4 Broad Areas of Need



- Pupils make significant progress towards their EHCP outcomes and targets in each area of need.
- Pupils make most progress against their targets linked to Cognition & Learning.

Overall School-wide Pupil Progress Key Performance Indicator



YEAR ON YEAR COMPARISON

Year R						
Area of Need	2022/23			2021/22		
	Above Expected	Expected	Below Expected	Above Expected	Expected	Below Expected
Communication & Interaction	0%	100%	0%	12.5%	87.5%	0%
Cognition & Learning	33.33%	66.67%	0%	12.5%	87.5%	0%
Social, Emotional & Mental Health	33.33%	66.67%	0%	25%	75%	0%
Sensory & Physical	0%	100%	0%	0%	100%	0%

- All pupils have made at least expected progress across all 4 areas of need. Pupils achieved better against their targets linked to Cognition and Learning and Social, Emotional and Mental Health areas of need compared to previous academic year.

KS1						
Area of Need	2022/23			2021/22		
	Above Expected	Expected	Below Expected	Above Expected	Expected	Below Expected
Communication & Interaction	21.43%	78.57%	0%	33.33%	58.33%	8.33%
Cognition & Learning	50%	50%	0%	41.67%	58.33%	0%
Social, Emotional & Mental Health	21.43%	78.57%	0%	8.33%	91.67%	0%
Sensory & Physical	8.33%	91.67%	0%	8.33%	83.33%	8.33%

- All pupils made expected progress against their targets across all areas of need and performed better in all areas compared to 2021/22 academic year.

KS2						
Area of Need	2022/23			2021/22		
	Above Expected	Expected	Below Expected	Above Expected	Expected	Below Expected
Communication & Interaction	21.43%	67.86%	10.71%	13.64%	81.82%	4.55%
Cognition & Learning	25%	75%	0%	13.64%	86.36%	0%
Social, Emotional & Mental Health	21.43%	75%	3.57%	13.64%	86.36%	0%
Sensory & Physical	7.14%	89.29%	3.57%	9.09%	90.91%	0%

- Progress across all areas are comparable to previous academic year with better performance against targets linked to Cognition & Learning and SEMH.

KS3						
Area of Need	2022/23			2021/22		
	Above Expected	Expected	Below Expected	Above Expected	Expected	Below Expected
Communication & Interaction	0%	85.71%	14.29%	0%	92.31%	7.69%
Cognition & Learning	14.29%	85.71%	0%	30.77%	69.23%	0%
Social, Emotional & Mental Health	0%	71.43%	28.57%	7.69%	92.31%	0%
Sensory & Physical	14.29%	71.43%	14.29%	23.08%	76.92%	0%

- All except one pupil have made at least expected progress against their targets across the four areas of need. Figures are slightly lower compared to previous academic year.

KS4						
Area of Need	2022/23			2021/22		
	Above Expected	Expected	Below Expected	Above Expected	Expected	Below Expected
Communication & Interaction	0%	88.89%	11.11%	0%	100%	0%
Cognition & Learning	11.11%	88.89%	0%	0%	100%	0%
Social, Emotional & Mental Health	0%	100%	0%	0%	100%	0%
Sensory & Physical	0%	100%	0%	12.5%	87.5%	0%

- Pupils performed better against targets linked to Cognition & Learning and 80% or more pupils have made at least expected progress across all areas of need.

KS5						
Area of Need	2022/23			2021/22		
	Above Expected	Expected	Below Expected	Above Expected	Expected	Below Expected
Communication & Interaction	8.33%	91.67%	0%	0%	90.91%	0.09%
Cognition & Learning	8.33%	91.67%	0%	9.09%	90.91%	0%
Social, Emotional & Mental Health	8.33%	91.67%	0%	18.18%	81.82%	0%
Sensory & Physical	16.67%	83.33%	0%	0%	100%	0%

- 100% or more pupils have made at least expected progress across all areas of need in KS5 and have performed better in 3 areas compared to last academic year.

WHOLE SCHOOL						
Area of Need	2022/23			2021/22		
	Above Expected	Expected	Below Expected	Above Expected	Expected	Below Expected
Communication & Interaction	13.70%	79.45%	6.85%	10.81%	83.78%	5.41%
Cognition & Learning	24.66%	75.34%	0%	21.62%	78.38%	0%
Social, Emotional & Mental Health	15.07%	80.82%	4.11%	12.16%	87.84%	0%
Sensory & Physical	8.22%	89.04%	2.74%	9.46%	89.19%	1.35%

- Meeting pupils' needs in Cognition & Learning remains a strength.
- 80% or more pupils have made expected progress against their targets in all four broad areas of need.

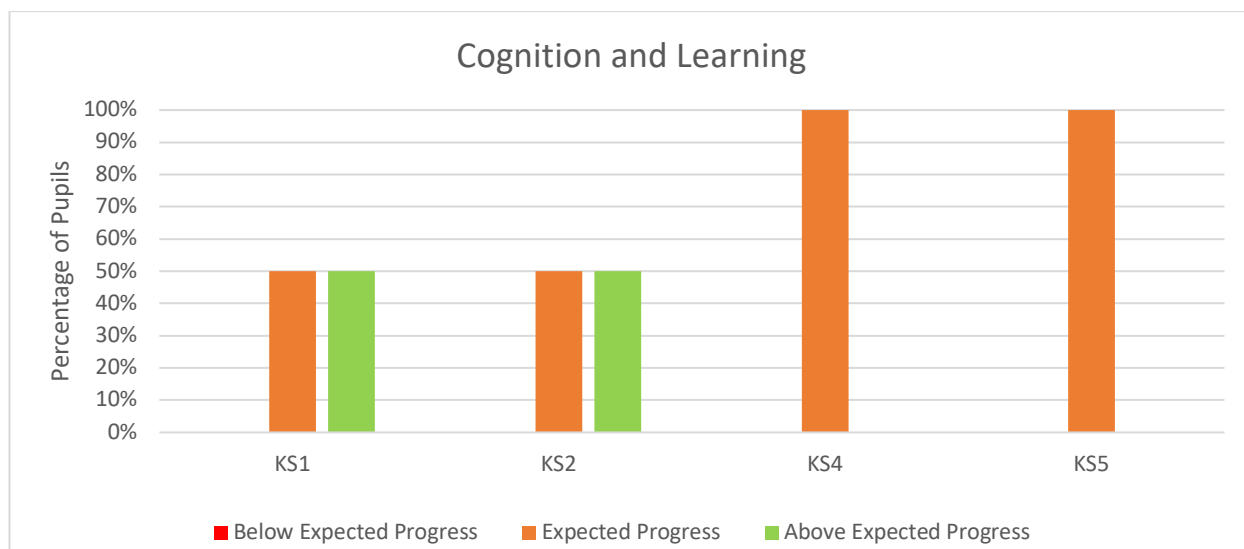
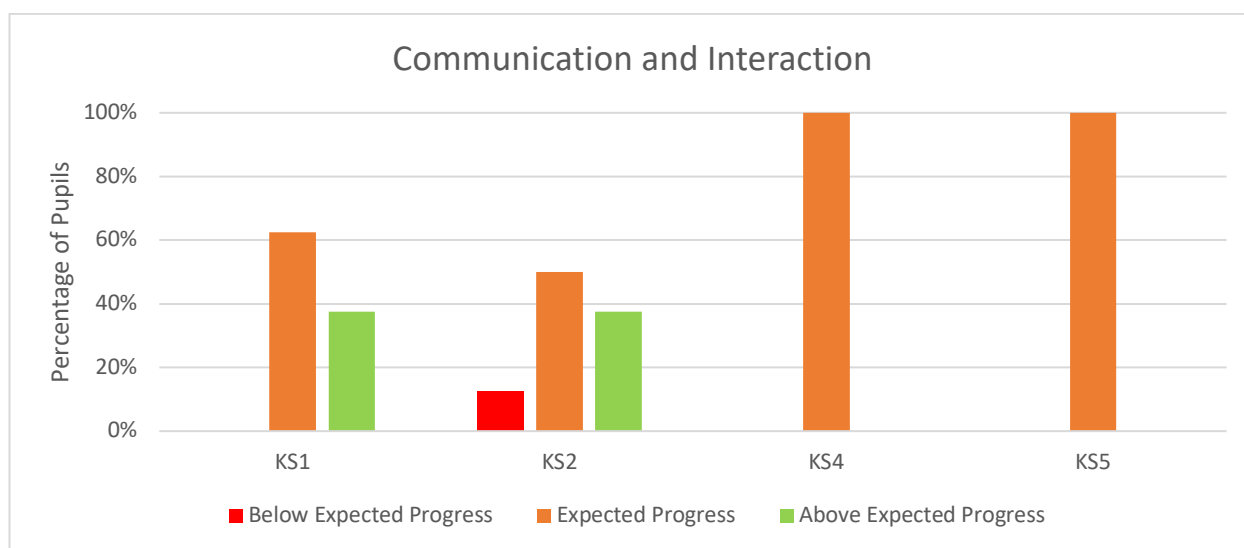
PUPIL PREMIUM

Number and percentage of pupils eligible for pupil premium in each key stage:

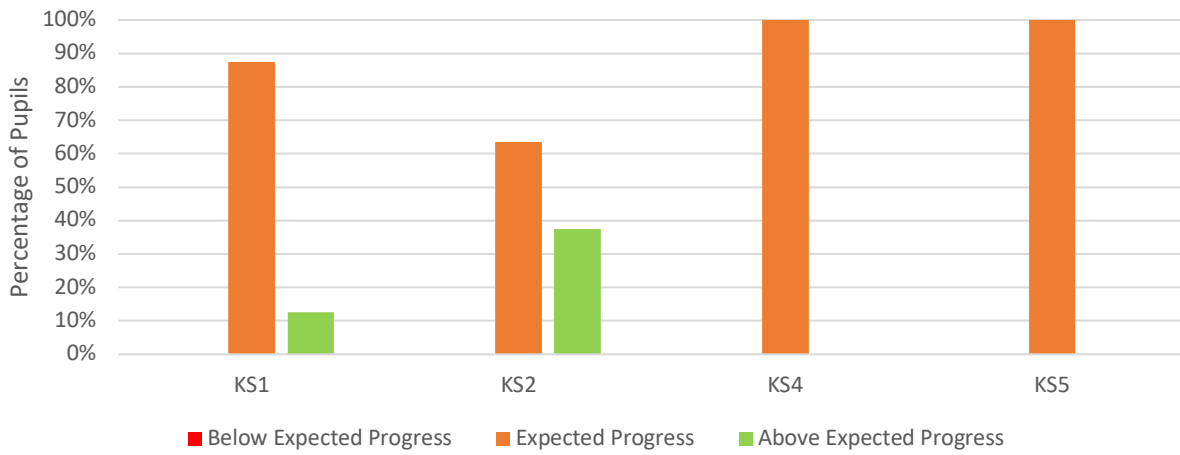
YR	KS1	KS2	KS3	KS4	KS5
0	8	9	0	3	1
0%	57%	32%	0%	33%	8%

We have included KS5 pupils in the count where we have identified eligibility in Year R or were receipt of funding for a pupil in Year 12. There were no pupils in Year R and KS3 who were eligible for pupil premium during 2022/23 academic year.

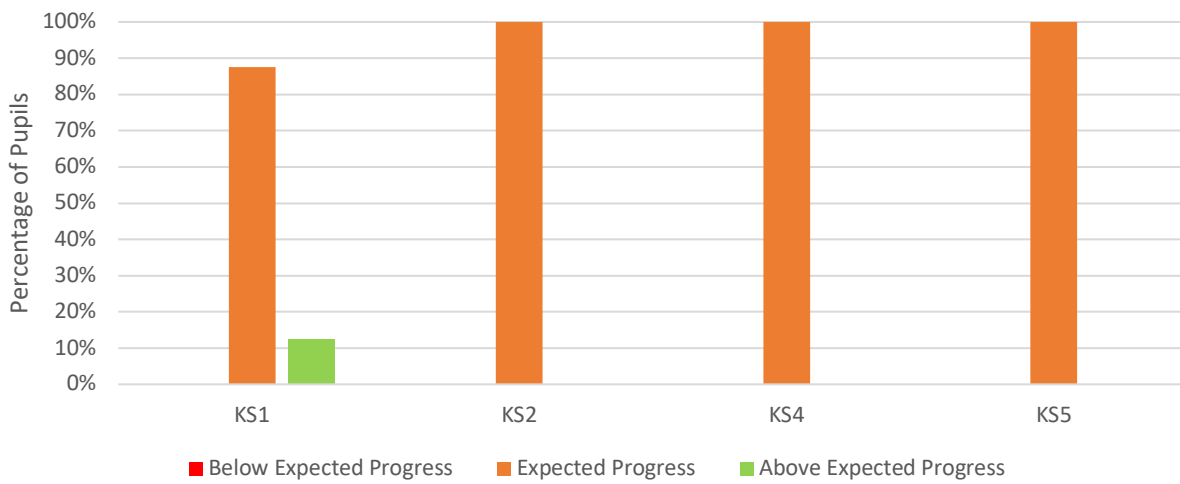
Progress of pupils eligible for pupil premium across the 4 areas of need:



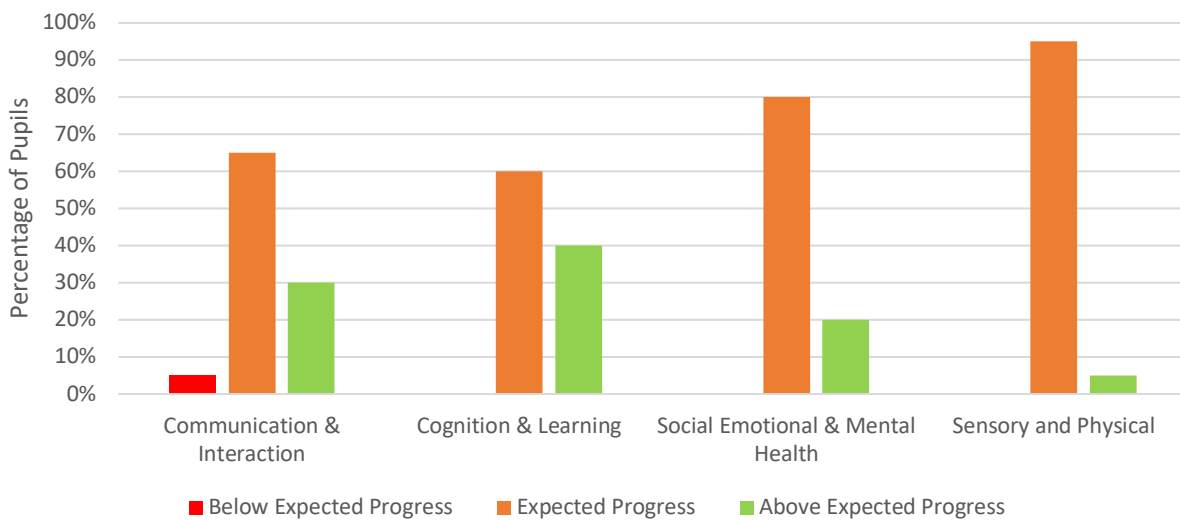
Social, Emotional and Mental Health



Sensory and Physical



Whole School Progress (Pupil Premium only)



Pupil Premium Pupils' Progress vs Non-Pupil Premium Pupils' Progress Across the School:

Area of Need	PUPIL PREMIUM			NON-PUPIL PREMIUM		
	Above Expected	Expected	Below Expected	Above Expected	Expected	Below Expected
Communication & Interaction	30%	65%	5%	7.55%	84.91%	7.55%
Cognition & Learning	40%	60%	0%	18.87%	81.13%	0%
Social, Emotional & Mental Health	20%	80%	0%	13.21%	81.13%	5.66%
Sensory & Physical	5%	95%	0%	9.43%	86.79%	3.77%

- 80% or more pupils eligible for pupil premium have made at least expected progress across all areas of need and overall performed better against their targets compared to their non-eligible peers.