

The below report outlines the progress pupils made towards achieving their targets detailed in their Education Health and Care Plans (EHCP).

Context:

Outcomes and related targets are specified in EHCPs across the four broad areas of need, including: Communication & Interaction, Cognition & Learning, Social, Emotional & Mental Health and Sensory & Physical.

Individual pupil progress against the outcomes in each of the four areas of need is monitored and analysed at Jigsaw by considering assessment information on short- and long-term objectives achieved towards each EHCP outcome and target. Individual pupil progress is described in terms of expected, below expected and above expected progress.

Judgments on individual pupil progress are made for each area of need using the following criteria:

- Expected progress – pupil has made progress on at least 50% of long-term objectives/EHCP targets. Progress is defined as either meeting the overall long-term objective or meeting short-term objectives within a long-term objective.
- Below expected progress – pupil has made progress on less than 50% of long-term objectives/EHCP targets.
- Above expected progress – pupil has met at least 85% of long-term objectives/EHCP targets.

We expect 80% of our pupils to be making at least expected progress within each area of need. Expected progress is a substantial achievement for pupils at Jigsaw as it means that at least 50% of their EHCP targets or long-term objectives linked to EHCP targets are met within an academic year. A long-term objective may include a number of short-term objectives where a skill has been broken down into smaller, manageable steps. Meeting a series of short-term objectives is also considered as progress as it demonstrates continuous learning and improvement.

School-wide performance, from the perspective of pupil progress, is described as outstanding, good and requires improvement using the below criteria:

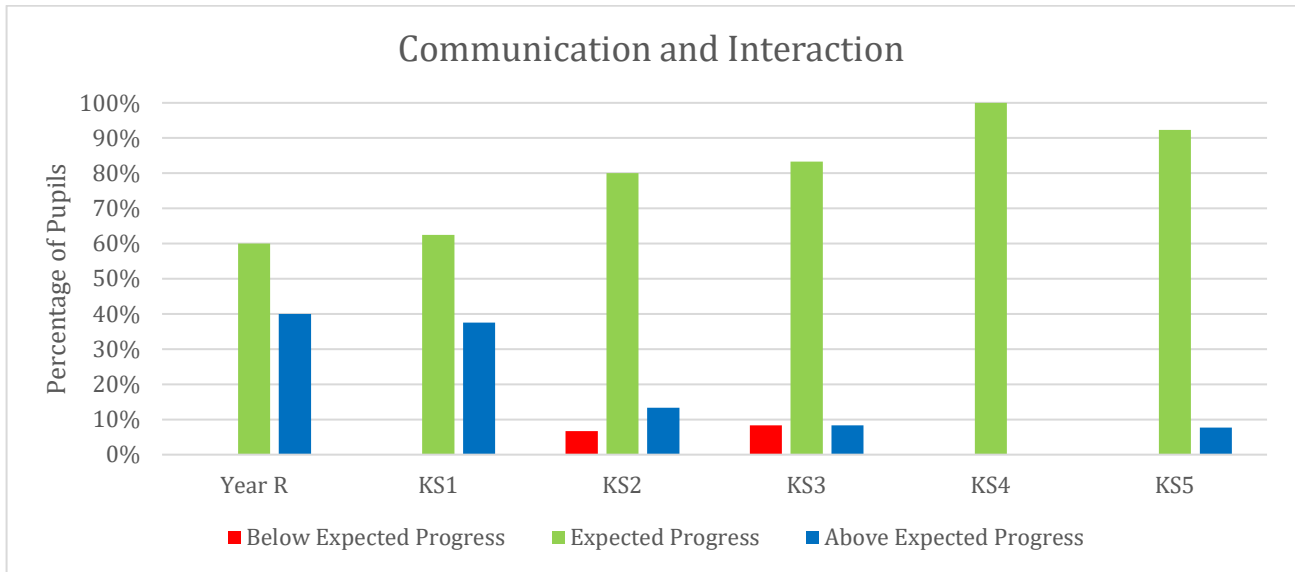
	Outstanding – at least 80% of pupils have made expected progress
	Good – at least 60% of pupils have made expected progress
	Requires improvement – less than 60% of pupils have made at least expected progress

Number of pupils within each key stage

YR	KS1	KS2	KS3	KS4	KS5
5	10	22	14	9	15

*Data for pupils who have left mid-year have not been considered in the school-wide summary.

Pupil Progress in Communication & Interaction across the Key Stages

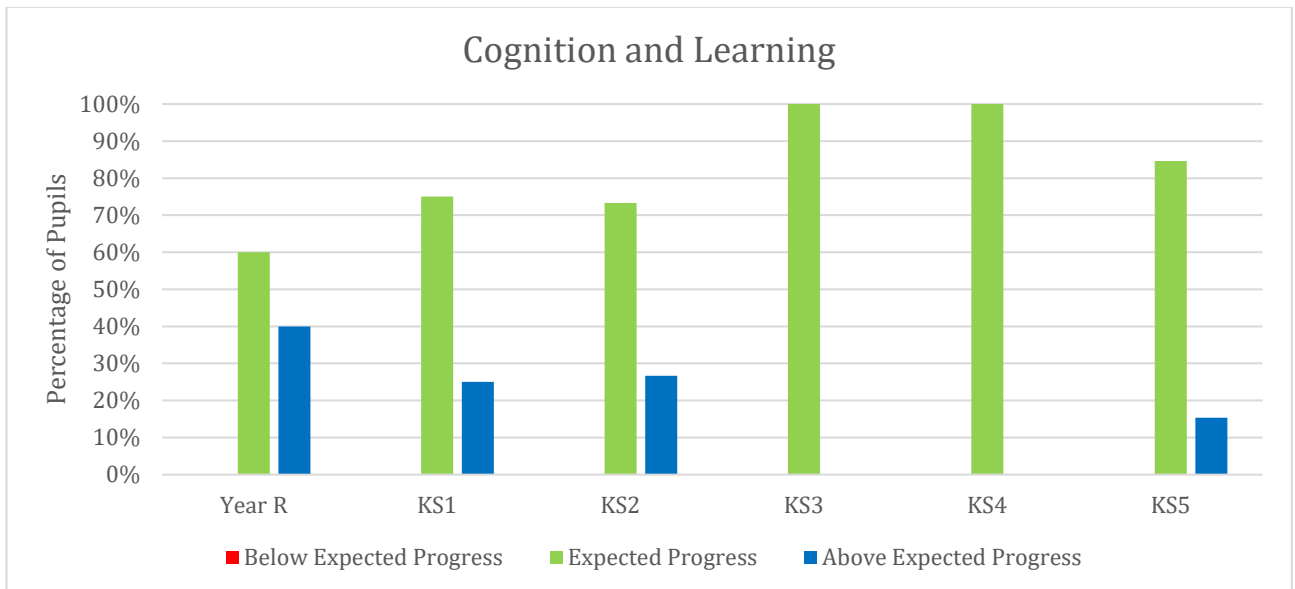


- 80% or more pupils have made at least expected progress against their Communication & Interaction targets in all key stages.

Pupil Progress Key Performance Indicator for Communication & Interaction



Pupil Progress in Cognition & Learning across the Key Stages

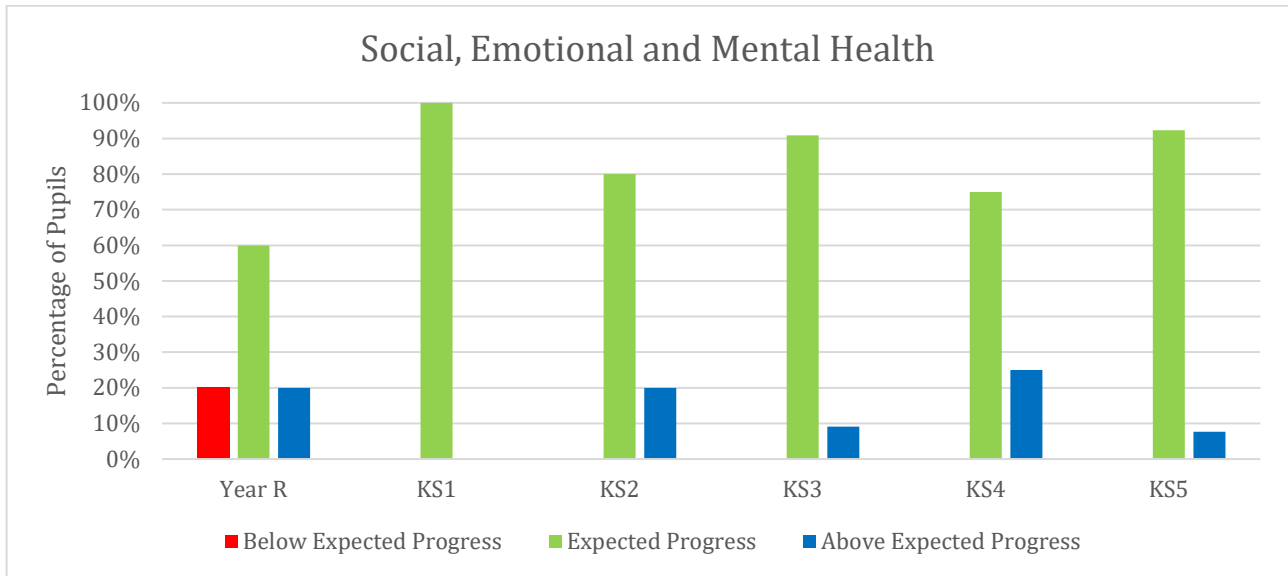


- 80% or more pupils have made at least expected progress against their Cognition & Learning targets in all key stages.

Pupil Progress Key Performance Indicator for Cognition & Learning



Pupil Progress in Social, Emotional & Mental Health (SEMH) across the Key Stages

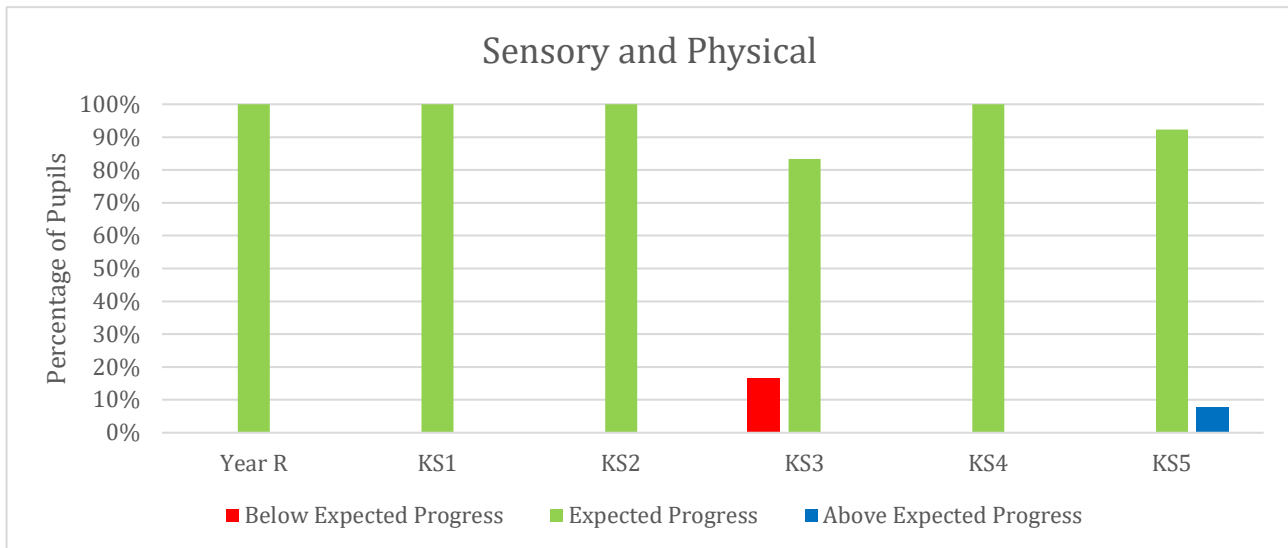


- 80% or more pupils have made at least expected progress against their SEMH targets in all key stages.

Pupil Progress Key Performance Indicator for SEMH



Pupil Progress in Sensory & Physical across the Key Stages

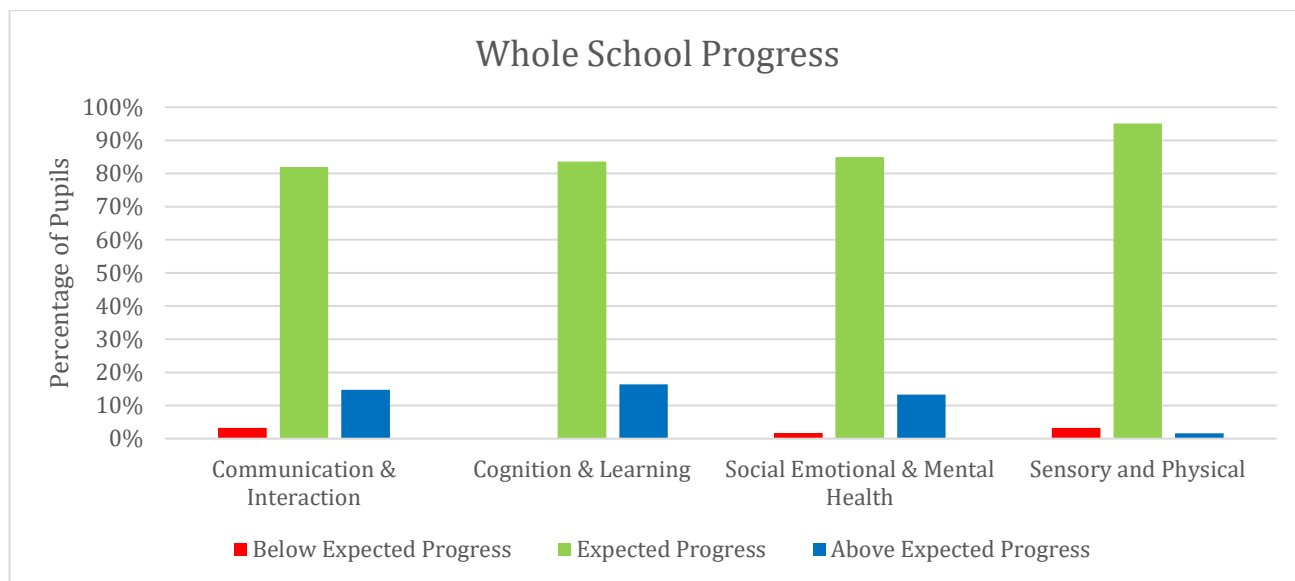


- 80% or more pupils have made at least expected progress against their Sensory & Physical targets in all key stages.

Pupil Progress Key Performance Indicator for Sensory & Physical



Overall School-wide Pupil Progress across the 4 Broad Areas of Need



- Pupils make significant progress towards their EHCP outcomes and targets in each area of need.
- Pupils make most progress against their targets linked to Cognition & Learning.

Overall School-wide Pupil Progress Key Performance Indicator



Year on Year Comparison

Year R						
Area of Need	2020/21			2019/20		
	Above Expected	Expected	Below Expected	Above Expected	Expected	Below Expected
Communication & Interaction	40%	60%	0%	0%	100%	0%
Cognition & Learning	40%	60%	0%	0%	100%	0%
Social, Emotional & Mental Health	20%	60%	20%	0%	100%	0%
Physical & Sensory	0%	100%	0%	0%	100%	0%

- Significantly more pupils made above expected progress in Communication & Interaction and Cognition & Learning targets compared to previous academic year.
- Slightly fewer pupils made expected or above expected progress in the area of Social, Emotional and Mental Health compared to previous academic year.

KS1						
Area of Need	2020/21			2019/20		
	Above Expected	Expected	Below Expected	Above Expected	Expected	Below Expected
Communication & Interaction	37%	63%	0%	13%	81%	6%
Cognition & Learning	25%	75%	0%	44%	50%	6%
Social, Emotional & Mental Health	0%	100%	0%	38%	62%	0%
Physical & Sensory	0%	100%	0%	8%	92%	0%

- All pupils have achieved expected progress in all areas of need during 2020/21 academic year.
- More pupils achieved above expected progress in their targets linked to Communication & Interaction and Cognition & Learning areas of need.

KS2						
Area of Need	2020/21			2019/20		
	Above Expected	Expected	Below Expected	Above Expected	Expected	Below Expected
Communication & Interaction	13%	80%	7%	8%	92%	0%
Cognition & Learning	27%	73%	0%	8%	92%	0%

Social, Emotional & Mental Health	20%	80%	0%	17%	83%	0%
Physical & Sensory	0%	100%	0%	8%	92%	0%

- More pupils achieved above expected progress in the areas of Cognition & Learning and Social, Emotional & Mental Health.
- Slightly fewer pupils achieved expected progress in Communication & Interaction.

KS3						
Area of Need	2020/21			2019/20		
	Above Expected	Expected	Below Expected	Above Expected	Expected	Below Expected
Communication & Interaction	8%	84%	8%	7%	93%	0%
Cognition & Learning	0%	100%	0%	14%	86%	0%
Social, Emotional & Mental Health	9%	91%	0%	7%	93%	0%
Physical & Sensory	0%	83%	17%	14%	86%	0%

- Slightly fewer pupils achieved expected progress in the area of Physical & Sensory needs compared to previous academic year.
- Slightly more pupils achieved above expected progress in SEMH area of need

KS4						
Area of Need	2020/21			2019/20		
	Above Expected	Expected	Below Expected	Above Expected	Expected	Below Expected
Communication & Interaction	0%	100%	0%	11%	78%	11%

Cognition & Learning	0%	100%	0%	22%	78%	0%
Social, Emotional & Mental Health	25%	75%	0%	22%	67%	11%
Physical & Sensory	0%	100%	0%	11%	89%	0%

- All pupils made expected progress across all areas of need.
- Slightly more pupils achieved above expected progress in SEMH compared to previous academic year.

KS5						
Area of Need	2020/21			2019/20		
	Above Expected	Expected	Below Expected	Above Expected	Expected	Below Expected
Communication & Interaction	8%	92%	0%	11%	89%	0%
Cognition & Learning	15%	85%	0%	33%	67%	0%
Social, Emotional & Mental Health	8%	92%	0%	11%	89%	0%
Physical & Sensory	8%	92%	0%	11%	89%	0%

- All pupils in KS5 made expected progress across the 4 broad areas of need.
- Slightly fewer pupils made above expected progress compared to previous academic year.

Whole School						
Area of Need	2020/21			2019/20		
	Above Expected	Expected	Below Expected	Above Expected	Expected	Below Expected
Communication & Interaction	15%	82%	3%	10%	87%	3%

Cognition & Learning	16%	84%	0%	24%	74%	2%
Social, Emotional & Mental Health	13%	85%	2%	19%	79%	2%
Physical & Sensory	2%	95%	3%	8%	90%	2%

- Pupil performance was best in Cognition & Learning area of need with all pupils achieving expected progress.
- Slightly more pupils achieved above expected progress in Communication & Interaction, while in the other areas of need there were slightly fewer pupils achieving above expected progress.