








| | Y10 | Y10 | Y10 | Y10 | Y10 | Y10 | Y10 | Y10 | | Y11 | Y11 | Y11 | | | | |
|-------------|-------|-------|-------|-------|-------|-------|-------|-------|--|---------|-------|-------|--|--|--|--|
| Speaking | p6.20 | 2c.29 | p8.65 | 1c.66 | 1b.22 | p4.23 | 1c.75 | p8.73 | | p3ii.50 | p4.51 | p6.51 | | | | |
| Listening | p6.68 | 2c.29 | p8.65 | 1c.66 | 1b.22 | p4.58 | 1c.75 | p8.73 | | p3ii.76 | p5.68 | p7.14 | | | | |
| Reading | p7.57 | 2c.71 | p7.75 | 1c.63 | 1b.67 | p4.58 | 1b.73 | 1c.70 | | p4.45 | p5.74 | p7.72 | | | | |
| Writing | p8.62 | 1a.49 | p7.67 | p8.56 | 1b.71 | p4.63 | 1c.72 | p8.67 | | p3ii.45 | p4.61 | p7.75 | | | | |
| Number | p8.78 | 2b.71 | 1a.37 | p7.68 | 1b.16 | p4.58 | 1a.66 | p8.76 | | p3ii.59 | p4.76 | p8.42 | | | | |
| Measures | p6.54 | 1b.54 | p6.67 | p5.57 | 1b.40 | p4.63 | p8.79 | p8.59 | | p3ii.70 | p5.54 | p6.68 | | | | |
| Geometry | p7.79 | 2c.22 | p7.66 | p7.69 | 1b.59 | p5.43 | p8.79 | p7.72 | | p3ii.47 | p5.60 | p6.72 | | | | |
| Statistics | p8.33 | 2.17 | 1.1 | p8.67 | 1.48 | | 1.74 | 1.1 | | | p8.11 | 1.19 | | | | |
| Esafety | | p8.50 | p8.20 | p8.50 | 1.46 | p8.1 | p8.45 | p8.15 | | | p8.10 | p8.20 | | | | |
| Computing | p6.78 | p8.69 | p7.62 | p8.70 | 1.54 | p4.72 | 1.26 | p8.24 | | p4.65 | p5.76 | p8.78 | | | | |
| PSHE | p5.56 | p8.68 | p5.67 | p8.76 | p7.53 | p4.65 | p6.69 | p7.60 | | p3i.62 | p4.78 | p8.21 | | | | |
| Self Help | p8 | | p8 | | | p5.71 | | | | p4.63 | p6.51 | | | | | |
| Citizenship | p6.11 | p7.68 | p6.46 | p7.72 | 1c.56 | p5.53 | p7.36 | p6.77 | | p3i.63 | p5.65 | p6.53 | | | | |


 New pupil /
baseline data

 Made 20%-100%
progress

 Made more than
100% progress

 Evidence of
progress made

 No evidence of progress

 Achieved maximum
level